

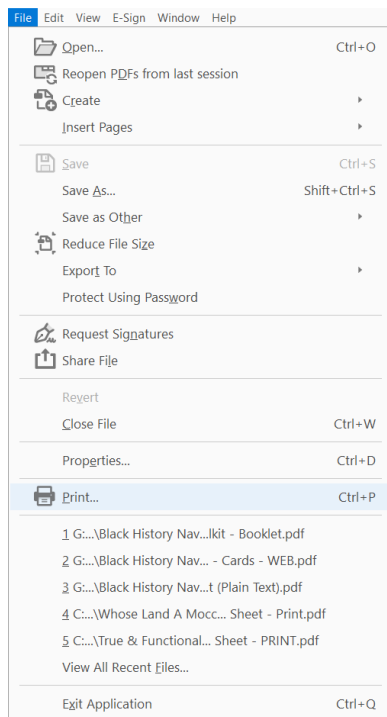
Mobile Arts Curriculum Printing Guide & Tips

Printing Booklets

Applicable to:

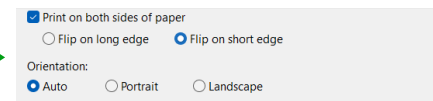
- Black History Navigational Toolkit (Full-Colour Booklet Version)
- A Hand Full of Wheat Seeds
- Your Tkaronto Companion Guide
 - Booklet 1: Day Trip to Humber River
 - Booklet 2: Day Trip to High Park
 - Booklet 3: Day Trip: The Waterfront Boundaries of the 1787 Toronto Purchase (Treaty 13)

Printing Instructions



[1] Select Print


- Select Printer
- Select number of copies
- Pages to Print (ALL)
- Fit to Page
- Select "Print in grayscale (black and white)" and/or "Save ink/toner" if necessary



[2] Ensure that "Print on both sides of paper" and "Flip on short edge" are both checked off


[3] Print document

Binding Instructions



[4] Fold pages of booklet along the center of the short edge. This will be your guide for binding. Keep pages in order.

Stack booklet, unfolded, in order of print.



[5] On center page, staple, stitch, or bind booklet together.

Optional: Flatten booklet under weight.